

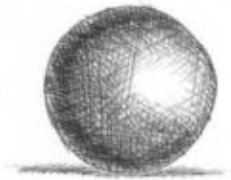


# OBSERVATION – MARK MAKING

- I want everyone to go back to basics and concentrate on building our skills in relation to observing using pencil.
- Whatever size paper you have at home will be fine. You can also use the back of wallpaper, brown paper whatever you have access too.
- Over the incoming weeks we will be completing a pencil project based on your chosen theme. We are going to begin with mark making.

## **Work to be completed:**

- I have included some mark making pages, these also include shading to give you an idea of how your pages perhaps could look. You must research online different ways to mark make. Use a wide range of your tonal pencils, these are your 2B, 4B, 8B pencils etc.
- You should complete at least two pages, one of different mark making looking at how to create texture and the other is shading using different marks.

# Mark-Making



CROSS-HATCHING



HATCHING



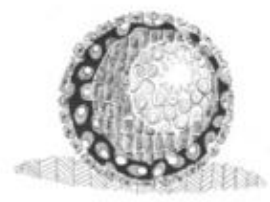
CONTOUR LINES



STRIPPLING



SCUMBLING



PATTERNS